

Fluidcontrolterminal G1/2-75-VST

- tedrive Germany - specification -

easyjust

Technical Data

Max. operating pressure 1 bar
 Max. operating temperature 80 °C
 Min. density of fluid 0.8 kg/dm³

Material

Float SK 610 hard PU
 Switch tube brass
 Stilling tube brass
 Flange galvanised steel
 Breather PA
 Breather type Hydac BF P 7 F 3 UBM 0.0

Level contact

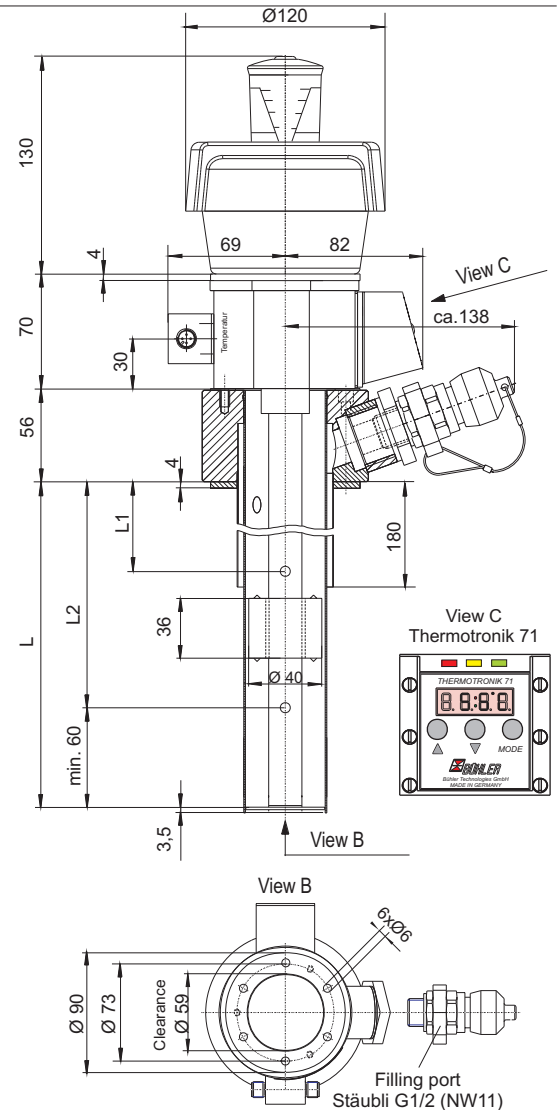
Function K101 and K102
 NC / NO*
 Min. distance between contacts 40 mm
 Max. voltage 24 V
 Max. current 0.5 A
 Max. contact load 10 VA
 * NC = normally closed / NO = normally open, all figures at empty reservoir

Thermotronic 71

Range of temperature display from -20 to +120 °C / 4° to 248 °F
 Alarm indicator range 0 to +99 °C or 32° to 178 °F
 Programmable set points 2
 Material housing PA, IP65
 Display four digit seven segment-LED-display, light emitting diodes

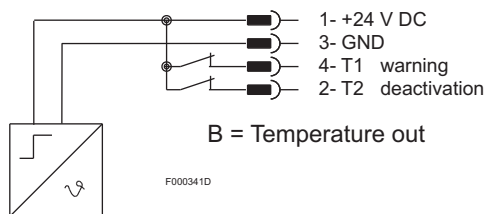
for status display

Current consumption at power up about 140 mA for 100 ms
 Operating current consumption approx 30 - 50 mA
 Supply voltage 24 VDC ±10 %
 Output PNP
 Ambient temperature 0 - 70 °C
 Accuracy 1 % of full range
 Resolution 1 °C / 2 °F
 Programming 3 button key pad
 Temperature sensor PT 100

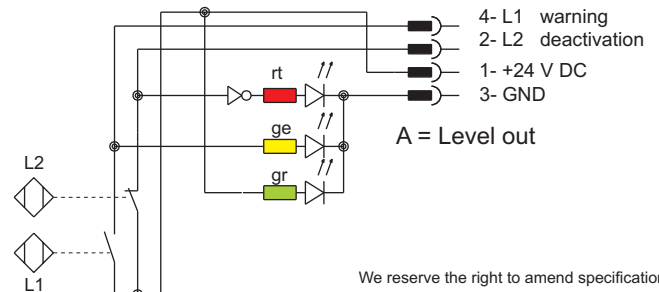


Wiring Diagram

Normal position: float on top = filled reservoir



B = Temperature out



Order Information

FC-T G1/2-75 VST

Part-no	Connector	Display	L =	L1=	L2=	T1	T2
1175900501	2xM12	yes	250mm	120mm NC *	160mm NO *	50°C / NC *	55°C / NC

NC=normally closed / NO=normally open

Accessories Part No. 9144050018 Connecting cable M12x1 with 1 x 5 pole M12 plug cable length: 3,0m